

Personal budgets and the Education, Health and Care assessment & planning process

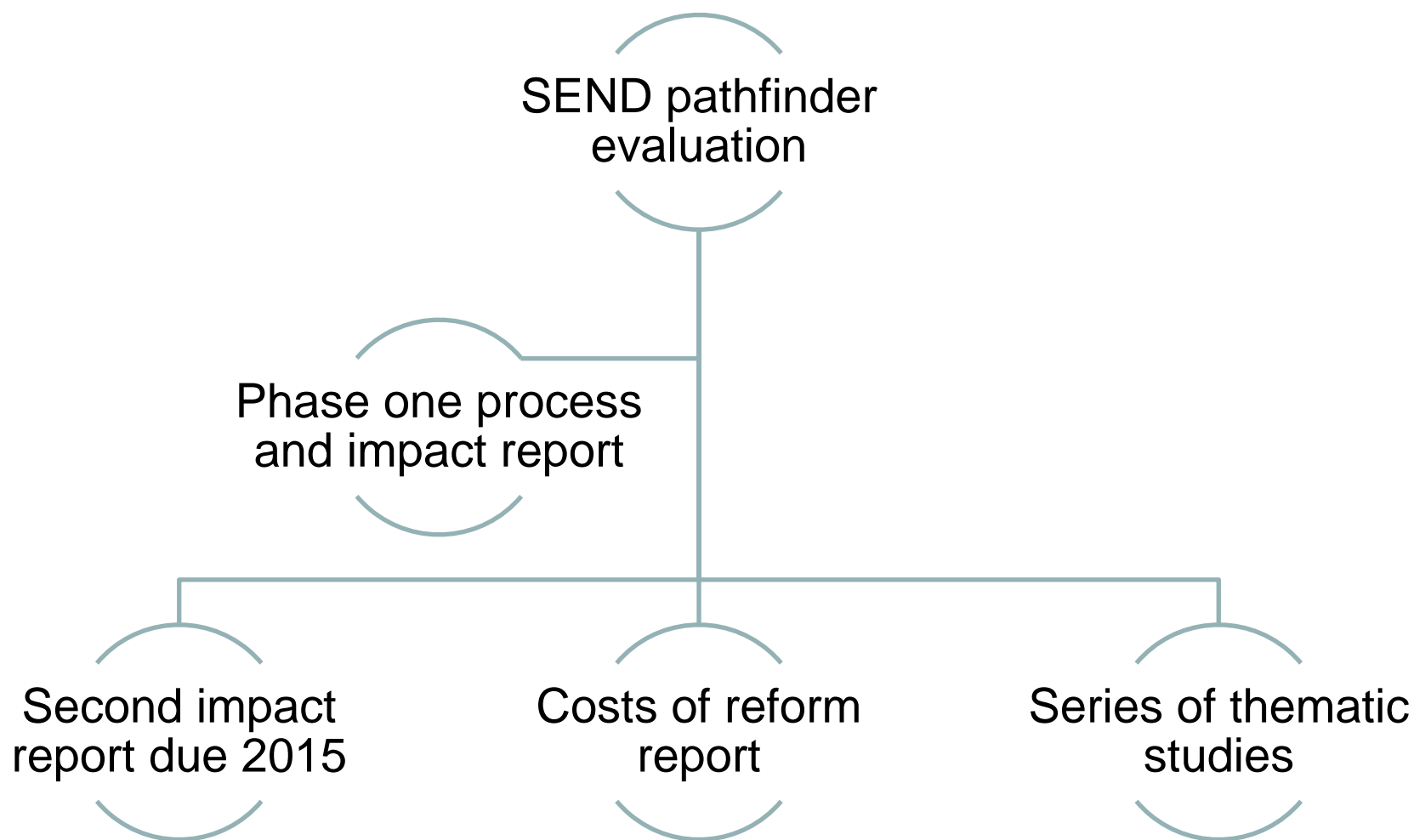
In Control Residential Workshop – 4 November 2014

Graham Thom and Christopher Carr

Introduction

- SQW research has included
 - Progress made by DfE Individual Budget Pilots (2009-2012)
 - Initial Personal Budget developments of the SEN&D Pathfinders, SEN DP Pilots and assessment of readiness of pathfinder/non pathfinder areas across England to meet the SEN&D reforms (2011 to 2013)
 - On-going evaluation of the SEND pathfinders
- Research has shown
 - Strong progress developing/delivering social care PBs for adults and children & young people
 - Mixed progress in relation to health and SEN PBs
 - Development of PBs is complex, takes time and requires dedicated resource
 - More often different forms of PBs developed in silo
- However, SEN&D reforms present a changed landscape for PBs, including need to consider
 - How to bring together different types of PBs into an integrated PB
 - How to align and integrate PBs into wider resourcing decisions in relation to joint commissioning and those that take place during the development of EHC plans

Our evidence base



The thematics

Published

- EHC Plan pathway
- Engagement of school
- Engagement of health
- Engagement of social care
- Key working
- 16-18s

To come

- Local offer
- Workforce development
- 19-25s

<http://www.sqw.co.uk/expertise/personalisation-changing-public-services/evaluation-of-send-programme/>

The PB thematic

- Research with 4 pathfinder and 4 non-pathfinder areas over course of July 2014
 - Pathfinders – Wigan, West Sussex, Southampton, Trafford
 - Non-pathfinders – Cambridgeshire, Essex, Gloucestershire, Newcastle
- Published on 31 October

Resourcing plans

PB infrastructure

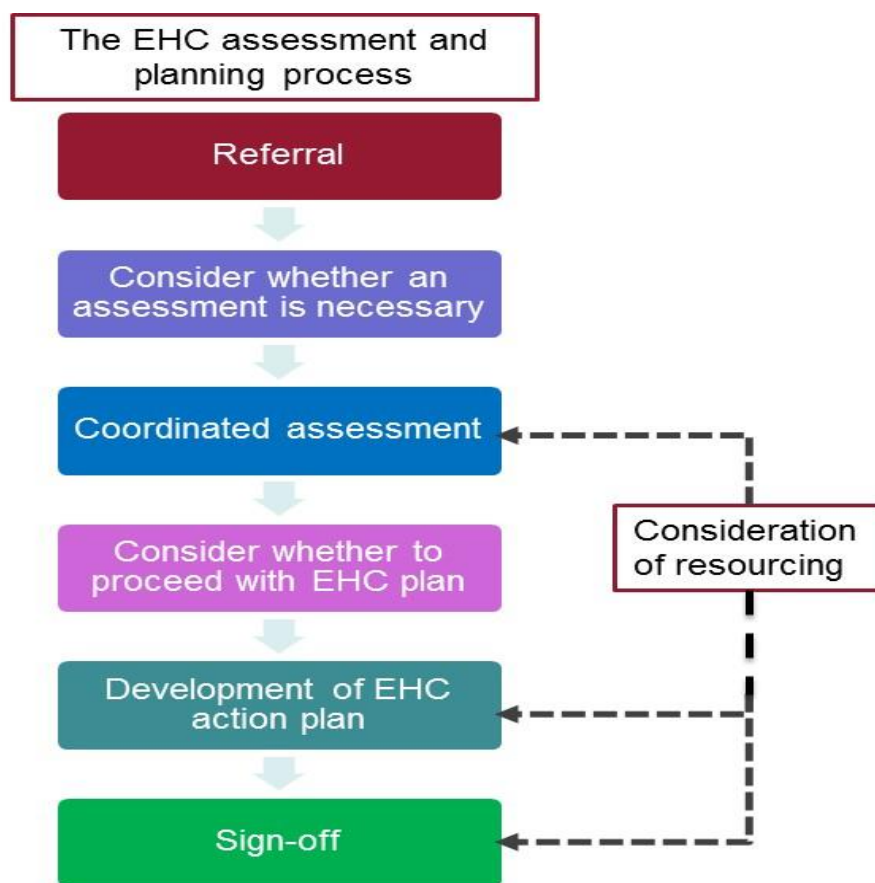
Integration / alignment

IPB offer

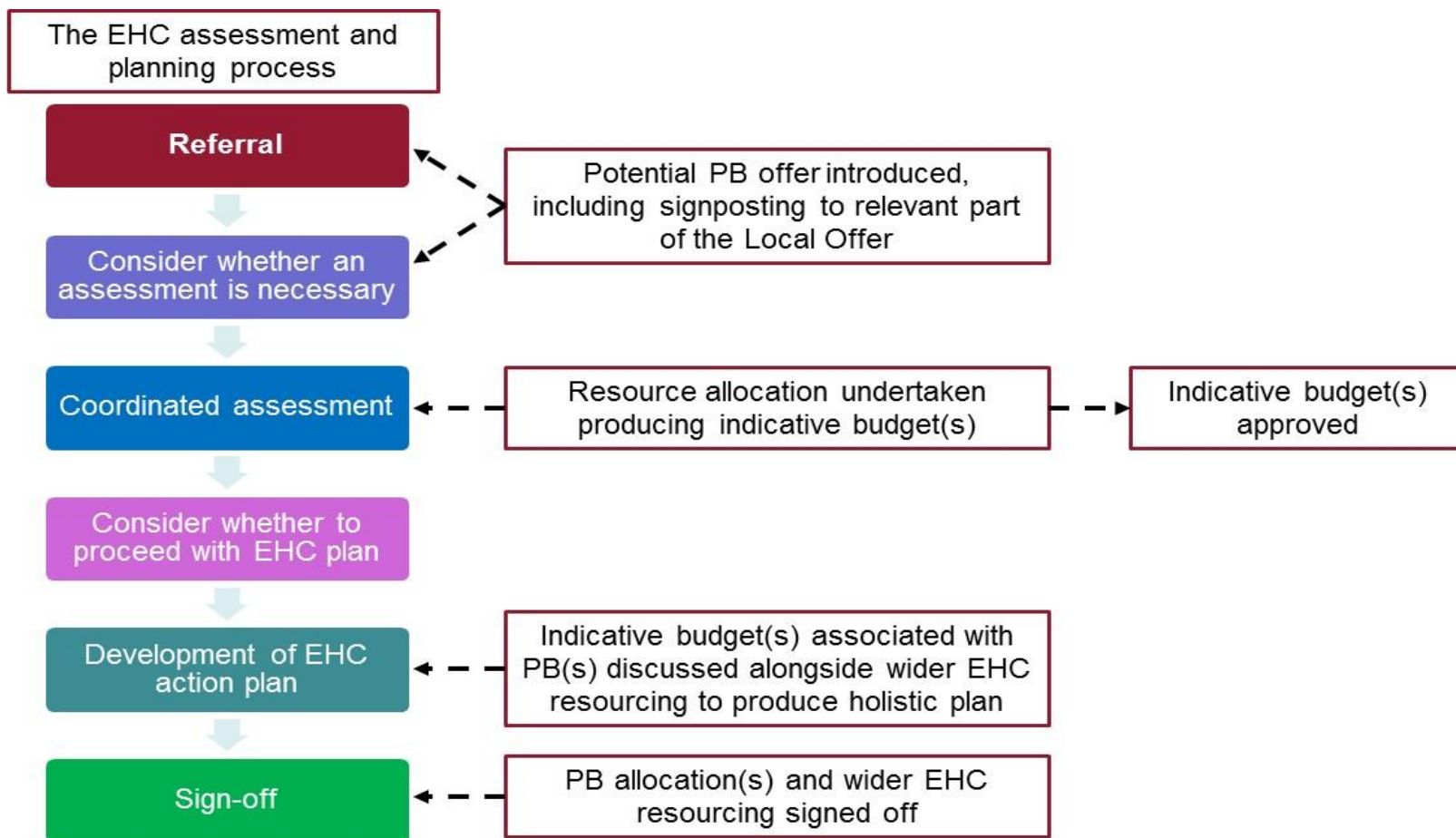
Issues and challenges

Allocating resources

- Much more common to see integration at the level of the family



Integrating PBs with EHC plan process



But some challenges around how to introduce PBs

- How much information to offer to a family when introducing the PB offer and in what format
- When to introduce the indicative budget(s) to families
- The extent to which service provision associated with a PB/PBs needs to be specified during the EHC planning meeting
- How the integration process would work for families that had existing, live PBs (including translations)
- How and when potential duplication across PBs and the proposed wider EHC resourcing would be considered

Which services?

SEN	Social Care	Health
Funding streams included in the existing PB offers		
SEN Transport	Short Breaks	Continuing Care / Healthcare
High Needs Block (Tier 3), plus other parts of DSG	Residential Care Specialist Equipment Personalised Support	Continence

Future development

Social care

- Most developed
- Focus was on take up and integration
- ...not additional services

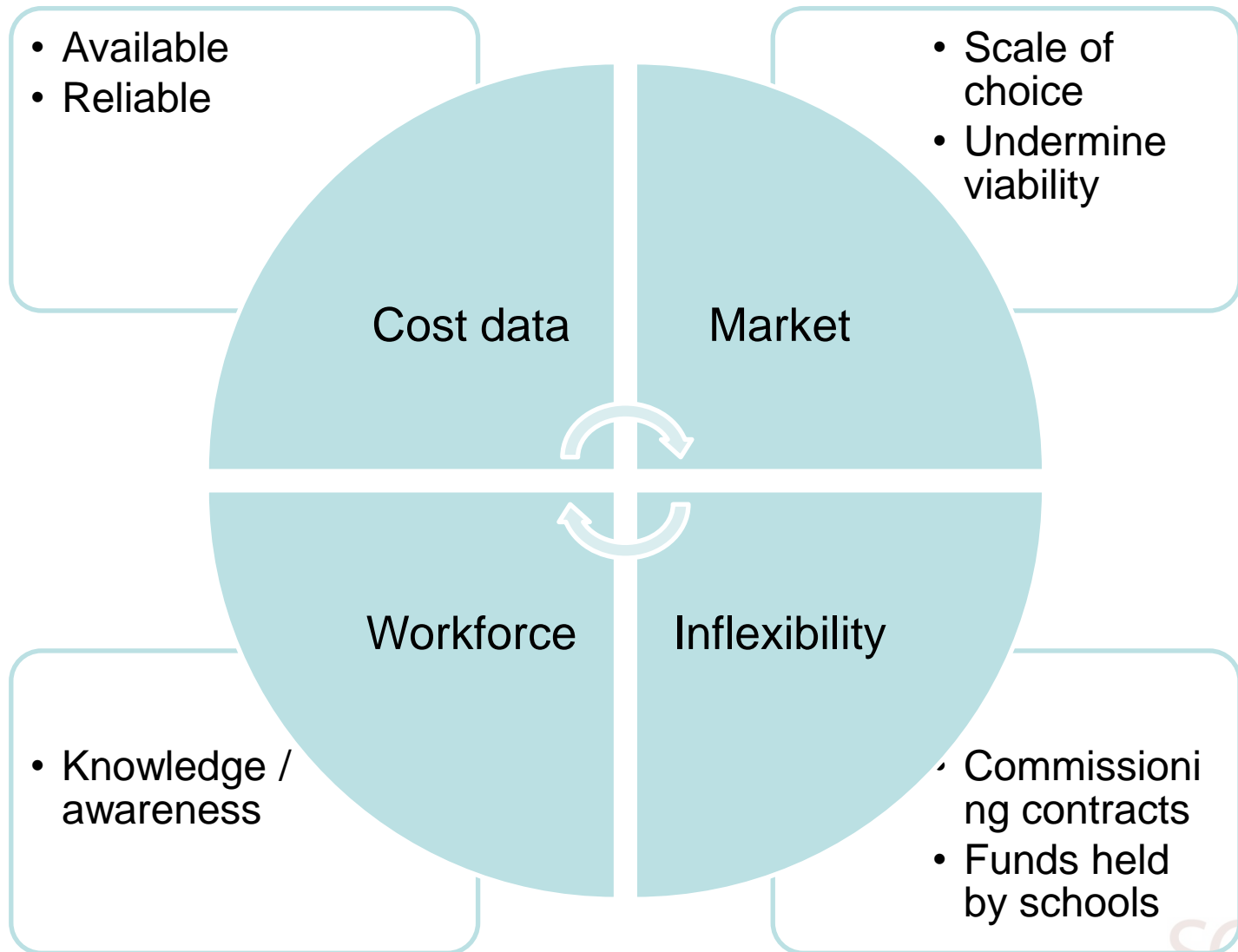
Education

- High Needs Block seen as a priority
- But infrastructure issues...

Health

- In most cases PBs were still quite new and ad hoc
- ... how to better embed

Issues and challenges



Question

- By this time next year what share (%) of EHC plans do you think will contain a PB for an education element?
 - > Your discussion may include thinking about what is and isn't a personal budget?
 - >and the difference between a personal budget and a direct payment?

-
- What are your 3 key factors which influence how many families have a personal budget for education?

Contact

Graham Thom

Managing Director

SQW

t. 07766 916897

e. gthom@sqw.co.uk

w. www.sqw.co.uk

Christopher Carr

Senior Consultant

SQW

t. 020 7391 4103

e. ccarr@sqw.co.uk

w. www.sqw.co.uk